


## Panel and HULK EVK Connection SOP

### Demo Kit Hardware Description




| Button | Function                     |
|--------|------------------------------|
| SW1    | Reset                        |
| SW2    | Next image                   |
| SW3    | White image                  |
| SW4    | Previous image               |
| SW5    | White/Black/Red/Yellow image |

### Assembly and Operating Instructions


① Attach the panel to HULK



② Connect the mini-USB to HULK



③ Connect the mini-USB to USB power



④ Press **SW2** Next image

⑤ Press **SW3** White image

⑥ Press **SW4** Previous image

⑦ Press **SW5** White/Black/Red/Yellow image

### Disassembly Instructions

① Disconnect the mini-USB from USB power

② Disconnect the mini-USB from HULK

③ Detach the panel from HULK